









WYELINE DIVERTER

The Vortex Quantum Series Wye Line Diverter is specifically engineered to handle dry bulk solids in vacuum or dilute phase pneumatic conveying systems with pressures up to 15 psig (1 barg) depending on size. A full flow orifice provides unrestricted conveying of material. The live-loaded seals are shielded from abrasion by a metal insert.


- GRAVITY FLOW
- DILUTE PHASE PNEUMATIC CONVEYING (Pressure or Vacuum)
- DENSE PHASE PNEUMATIC CONVEYING

FEATURES


-  Handles powders, granules and pellets
-  Shifts "on the fly"
-  Wear compensating hard polymer seals
-  Unobstructed opening
-  Positive seal through closed port
-  Serviceable while in-line
-  Diverts or converges material flow
-  Available in 2, 3, or 4-way configurations
-  Material construction options available
-  Standard sizes: 2" - 12"
Contact us for custom sizes




2 - WAY



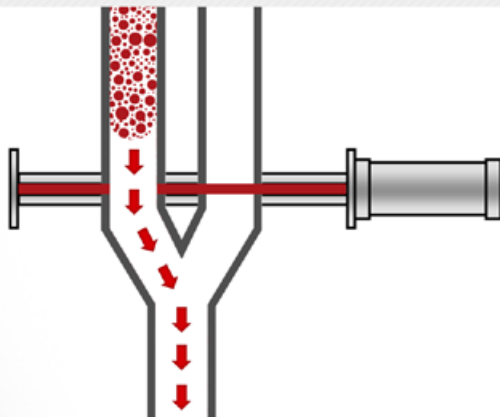
2 - WAY STRAIGHT



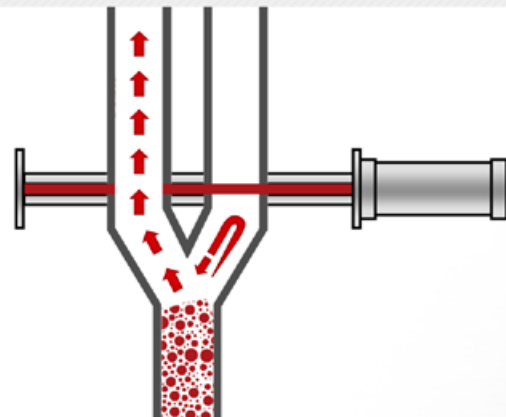
3 - WAY



4 - WAY



WYE LINE 2-WAY DIVERTER
Converging material



WYE LINE 2-WAY DIVERTER
Diverting material

OPTIONS

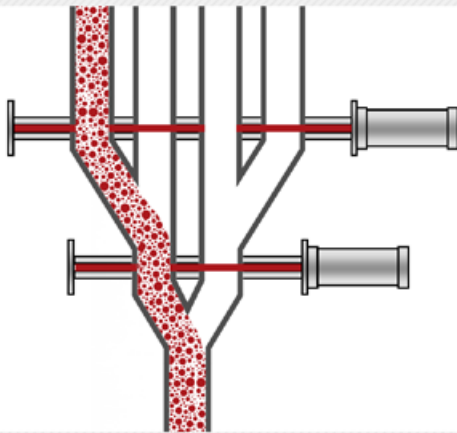
MATERIAL FLOW

For a complete list of specifications, modifications, dimensional drawings and measurements, visit WWW.VORTEXVALVES.COM

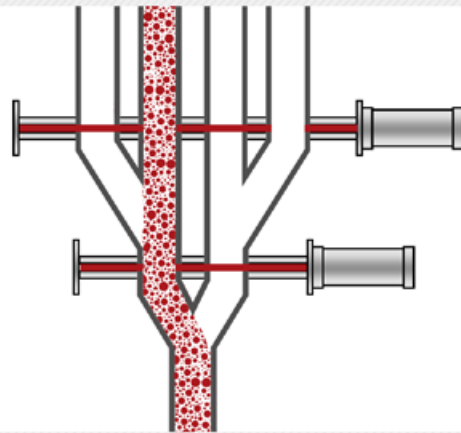
WYELINE DIVERTER CONTINUED

Unlike common in-line flap or plug-type diverters, Vortex's series of Wye Line Diverters offer a wider range of dilute phase and vacuum conveying options. The design features a stainless steel sliding blade with unrestricted flow ports, and is capable of shifting directions while the system's blower or vacuum pump continues to operate. If installed near a destination point, the diverter may also shear through material to facilitate continuous conveying.

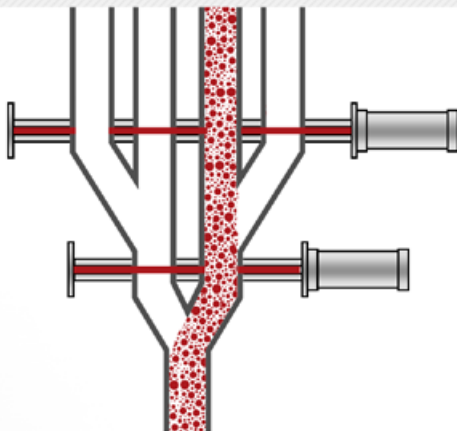
MATERIAL FLOW



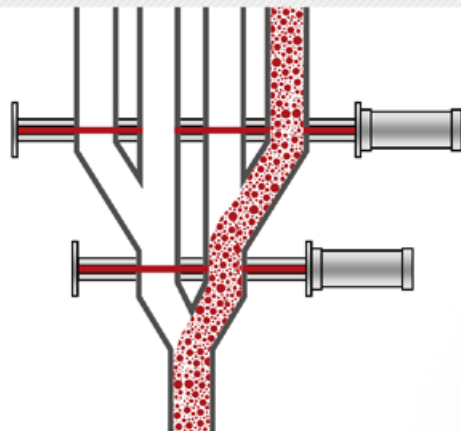
WYE LINE 4-WAY DIVERTER
PORT 1 OPEN



WYE LINE 4-WAY DIVERTER
PORT 2 OPEN




WYE LINE 4-WAY DIVERTER
PORT 3 OPEN



WYE LINE 4-WAY DIVERTER
PORT 4 OPEN




Shim removal for seal adjustment while valve is in-line




Full port openings eliminate internal ledges that can trap material




Compact light weight design




Ability to shift "on the fly" without requiring blower shutdown



4" (101mm) Wye Line Diverter handling polypropylene pellets



2.5" (63mm) Wye Line Diverter handling dry leaf tea.



5" (127mm) schedule 10 pipe Wye Line Diverter handling kaolin clay powder

For a complete list of specifications, modifications, dimensional drawings and measurements, visit WWW.VORTEXVALVES.COM